


Major and Minor Triads on Staff

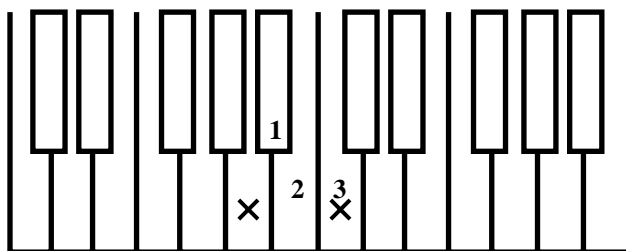
To identify a Major or minor triad on staff, you must determine whether the bottom third (the root and the third) is Major or minor.

You will need to count the half steps between the root and the third, which means that you will need to draw or visualize a keyboard. A Major chord has 4 half steps between the root and third (middle note). A minor chord has 3 half steps between the root and third.

EXAMPLE 1


In this example  the root is an A and the third of the chord is a C.

So, picture that on a keyboard and count the half steps. Remember, do not count the note you start on!

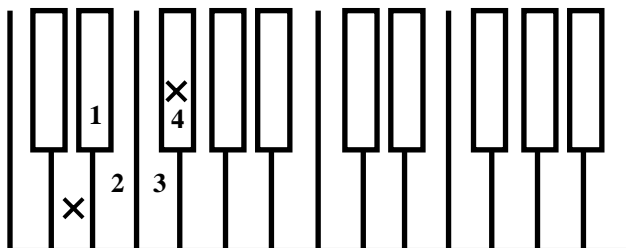


Since there are only 3 half steps between the root and the third, it is an **A MINOR** chord.

EXAMPLE 2

In this example  the root is a D and the third of the chord is an F#.

So, picture that on a keyboard and count the half steps. Remember, do not count the note you start on!



Since there are only 4 half steps between the root and the third, it is a **D MAJOR** chord.

Major and Minor Triads on Staff

NAME: _____

Identify the chords below as Major or minor and give the root (Example: A minor).
Use the keyboard provided to help you count the half steps between the root and
the third of the chord.

